

Kamla Nehru Institute of Physical Social Sciences, Sultanpur-228118

Faculty of Science

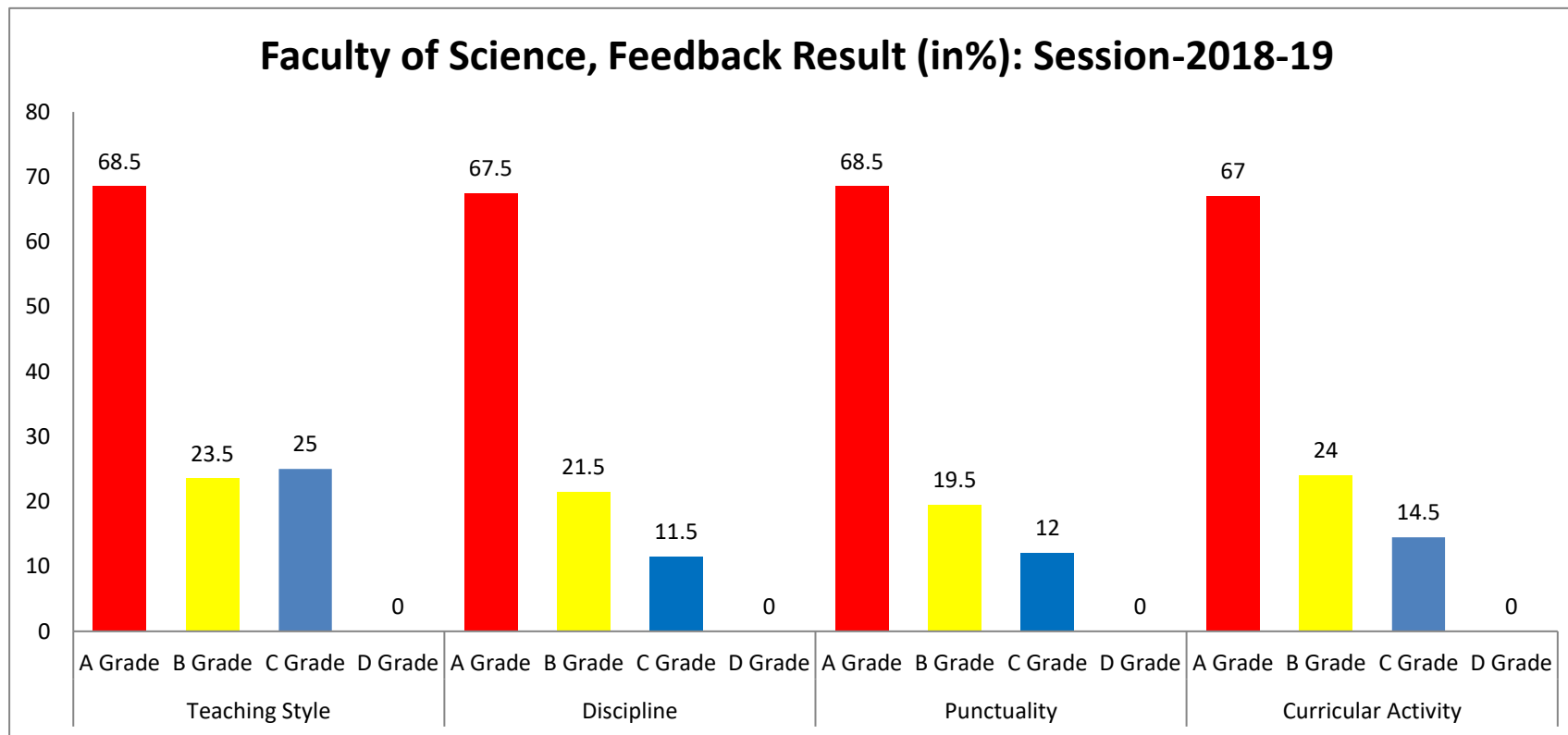
Feedback Result Session-2018-19

A Feedback was taken on sample of (N=905) students. All students of Science Faculty appreciated the working style of teachers. Any students are dissatisfied. On different dimensions grades are as follows.

1	Teaching Style	A Grade B Grade C Grade D Grade	62%-75% 20%-27% 20%-30% 0%
2	Discipline	A Grade B Grade C Grade D Grade	62%-73% 18%-25% 07%-16% 0%
3	Punctuality	A Grade B Grade C Grade D Grade	62%-75% 15%-24% 09%-15% 0%
4	Curricular Activity	A Grade B Grade C Grade D Grade	60%-74% 18%-30% 09%-20% 0%
5	Coaching Classes	No Pressure at all	
6	Course Coverage	Approximately 90% Course Covered	

Faculty Of Science

B.Sc. Bio Group	360
B.Sc. Math Group	330
M.Sc. (Math+Bio) Group	215
	905



Kamla Nehru Institute of Physical Social Sciences, Sultanpur-228118

Faculty of Arts

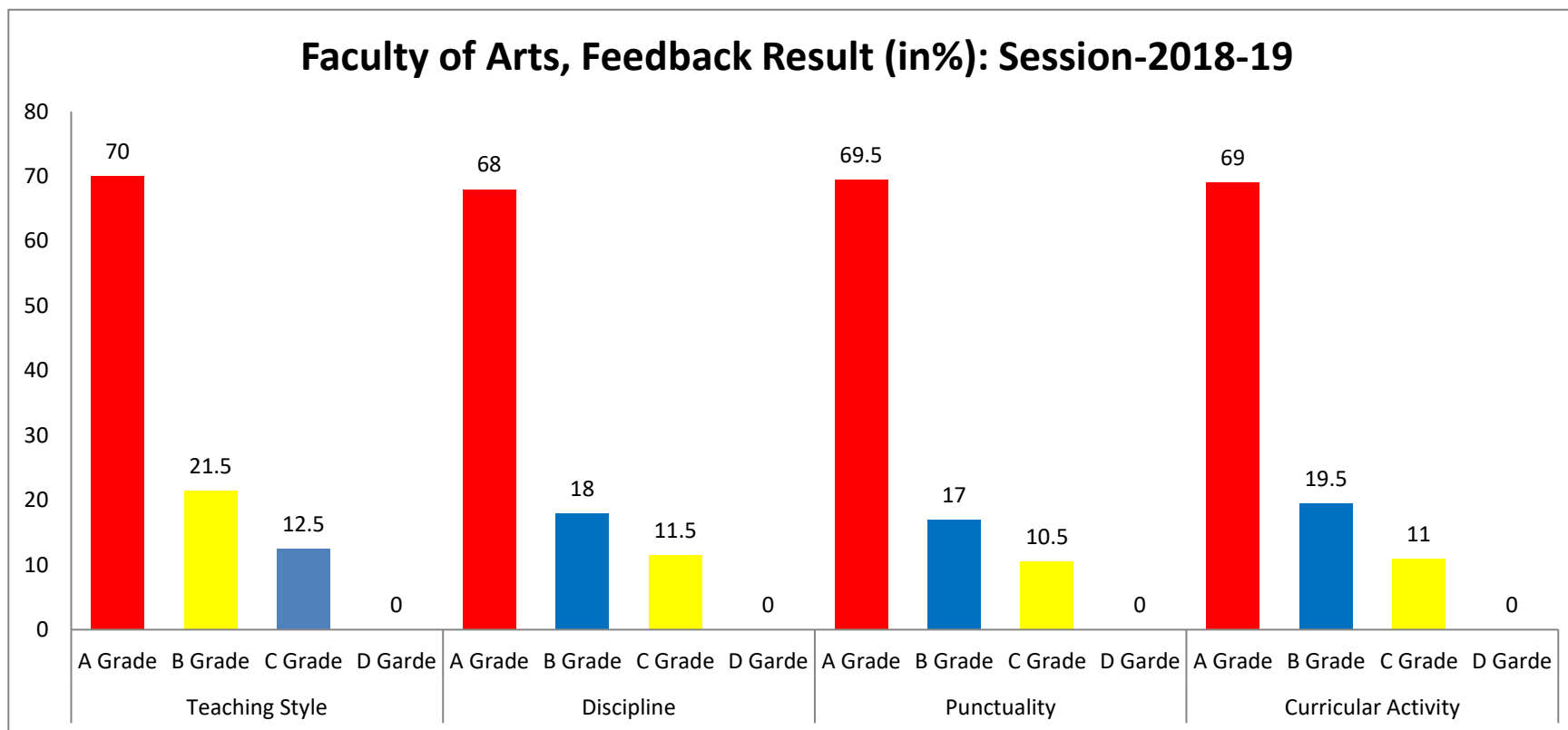
Feedback Result Session-2018-19

A Feedback was taken on sample of (N=300) students. All students of Arts Faculty appreciated the working style of teachers. Any students are dissatisfied. On different dimensions grades are as follows.

1	Teaching Style	A Grade B Grade C Grade D Garde	65%-75% 17%-26% 10%-15% 0%
2	Discipline	A Grade B Grade C Grade D Garde	62%-74% 12%-24% 07%-16% 0%
3	Punctuality	A Grade B Grade C Grade D Garde	67%-72% 12%-22% 06%-15% 0%
4	Curricular Activity	A Grade B Grade C Grade D Garde	65%-73% 14%-25% 06%-13% 0%
5	Coaching Classes	No Pressure at all	
6	Course Coverage	Approximately 90% Course Covered	

Faculty of Arts

BA- I+II+III	205
MA-I+II	95
Total	300



Faculty of Home Science

Feedback Result Session-2018-19

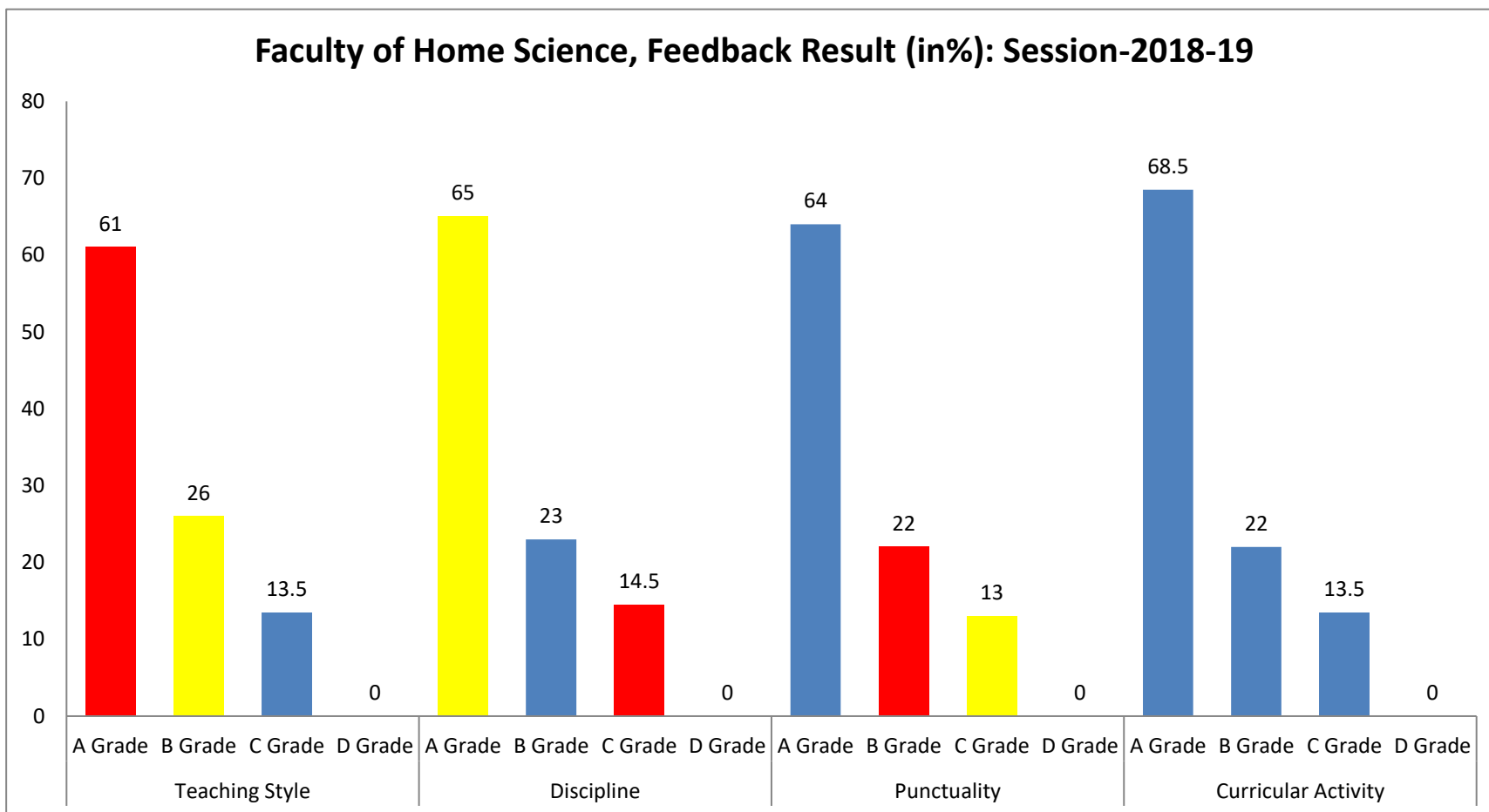
A Feedback was taken on sample of (N=60) students. All students of Home Science Faculty appreciated the working style of teachers. Any students are dissatisfied. On different dimensions grades are as follows.

1	Teaching Style	A Grade B Grade C Grade D Grade	51%-71% 18%-34% 10%-17% 0%
2	Discipline	A Grade B Grade C Grade D Grade	59%-71% 19%-27% 10%-19% 0%
3	Punctuality	A Grade B Grade C Grade D Grade	59%-69% 18%-26% 10%-16% 0%
4	Curricular Activity	A Grade B Grade C Grade D Grade	63%-71% 19%-25% 09%-18% 0%
5	Coaching Classes	No Pressure at all	
6	Course Coverage	Approximately 90% Course Covered	

Faculty of Home Science

Total Sample

60



Kamla Nehru Institute of Physical Social Sciences, Sultanpur-228118

Faculty of Agriculture

Feedback Result Session-2018-19

A Feedback was taken on sample of (N=600) students. All students of Agriculture Faculty appreciated the working style of teachers. Any students are dissatisfied. On different dimensions grades are as follows.

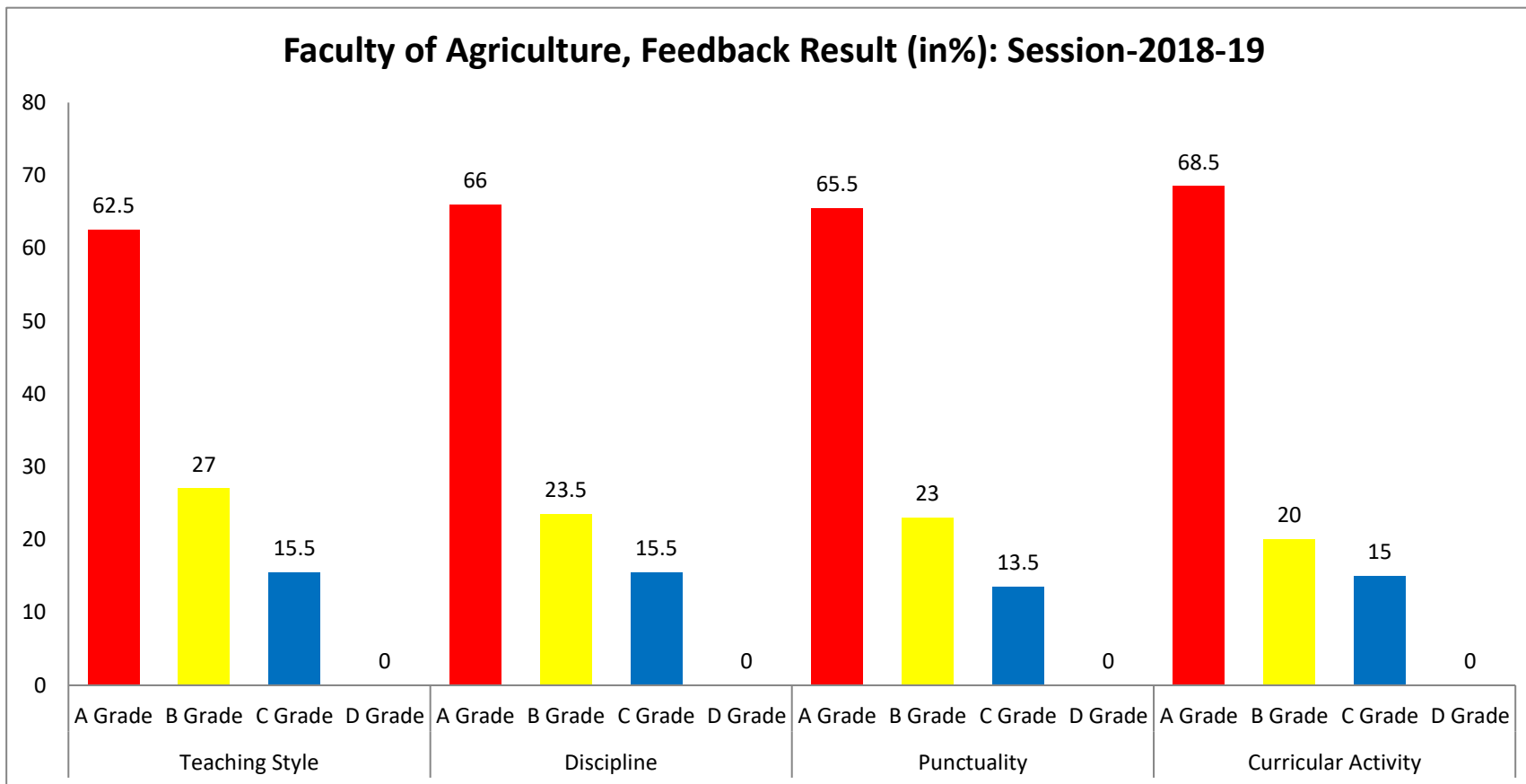
1	Teaching Style	A Grade B Grade C Grade D Grade	52%-73% 19%-35% 12%-19% 0%
2	Discipline	A Grade B Grade C Grade D Grade	60%-72% 18%-29% 12%-19% 0%
3	Punctuality	A Grade B Grade C Grade D Grade	60%-71% 19%-27% 10%-17% 0%
4	Curricular Activity	A Grade B Grade C Grade D Grade	64%-73% 17%-23% 10%-20% 0%
5	Coaching Classes	No Pressure at all	
6	Course Coverage	Approximately 90% Course Covered	

Faculty of Agriculture

Total Sample

600

Kamla Nehru Institute of Physical Social Sciences, Sultanpur-228118



Kamla Nehru Institute of Physical Social Sciences, Sultanpur-228118

Faculty of Commerce

Feedback Result Session-2018-19

A Feedback was taken on sample of (N=725) students. All students of Commerce Faculty appreciated the working style of teachers. Any students are dissatisfied. On different dimensions grades are as follows.

1	Teaching Style	A Grade	69%-72%
		B Grade	17%-22%
		C Grade	09%-14%
		D Grade	0%
2	Discipline	A Grade	64%-71%
		B Grade	16%-21%
		C Grade	10%-16%
		D Grade	0%
3	Punctuality	A Grade	67%-70%
		B Grade	20%-22%
		C Grade	10%-11%
		D Grade	0%
4	Curricular Activity	A Grade	68%-70%
		B Grade	18%-21%
		C Grade	10%-14%
		D Grade	0%
5	Coaching Classes	No Pressure at all	
6	Course Coverage	Approximately 90% Course Covered	

Faculty of Commerce

B.Com.- I+II+III

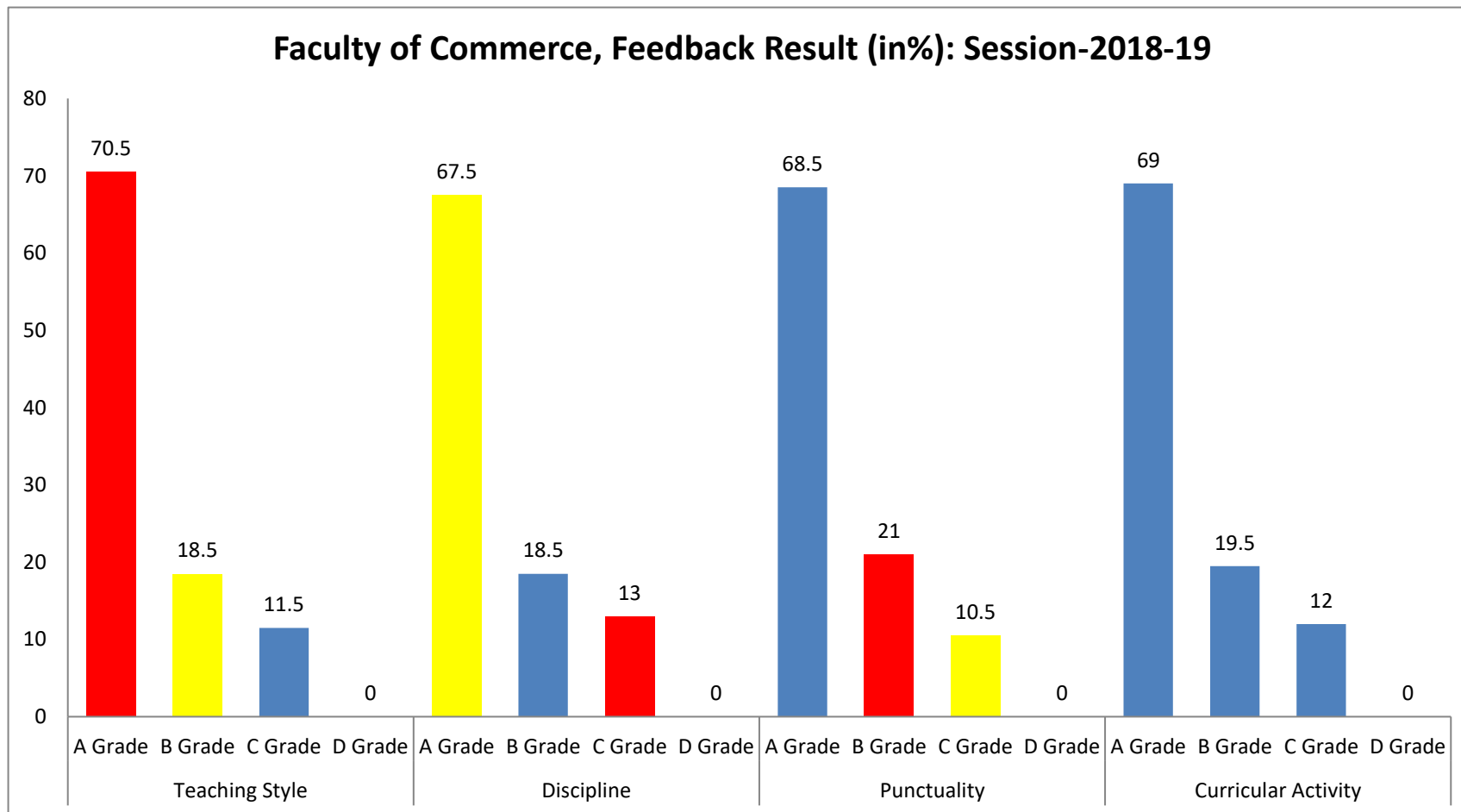
680

M.Com-I+II

75

Total

725



Kamla Nehru Institute of Physical Social Sciences, Sultanpur-228118

Faculty of Education

Feedback Result Session-2018-19

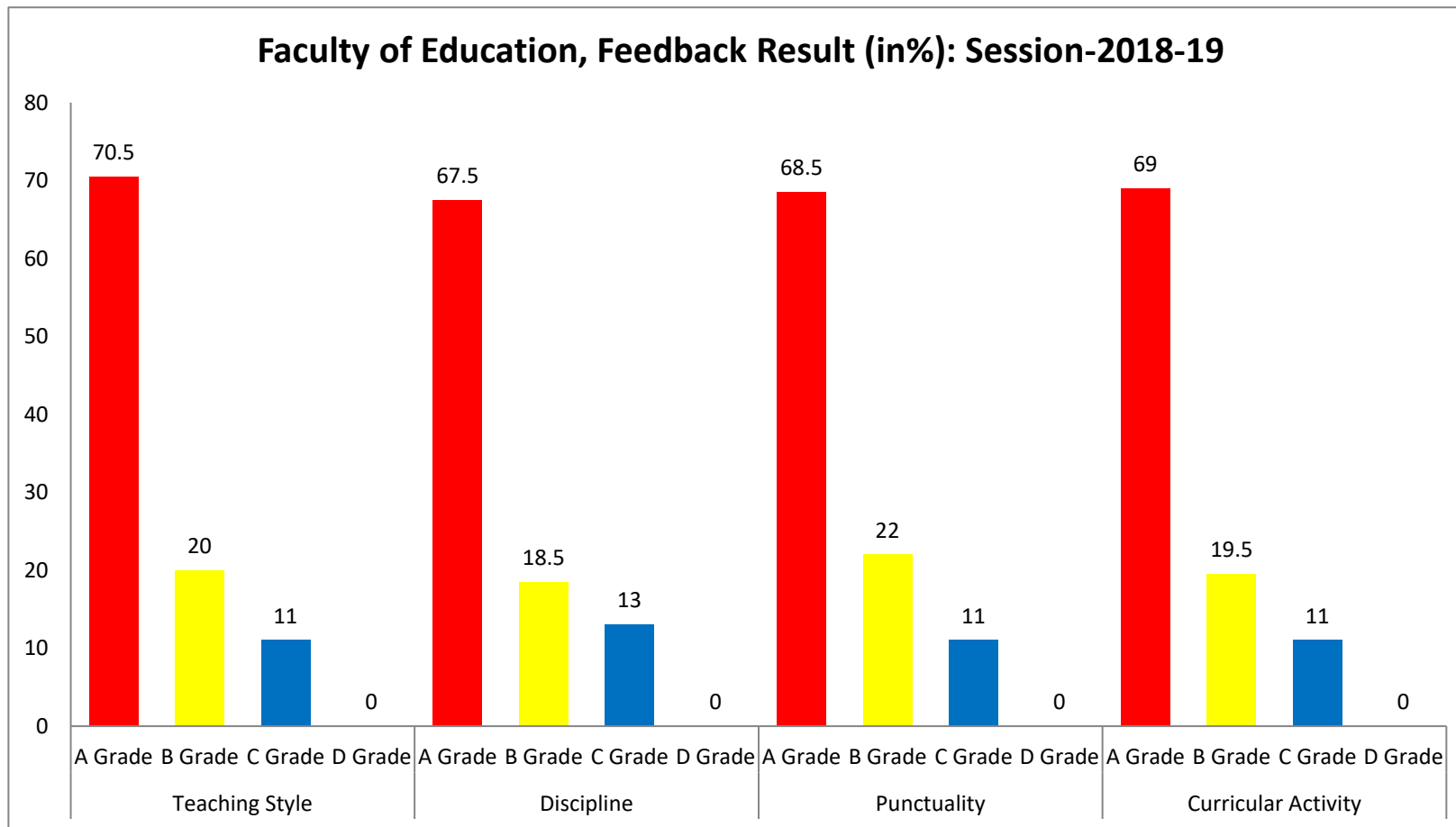
A Feedback was taken on sample of (N=65) students. All students of Education Faculty appreciated the working style of teachers. Any students are dissatisfied. On different dimensions grades are as follows.

1	Teaching Style	A Grade B Grade C Grade D Grade	69%-72% 20%-22% 10%-12% 0%
2	Discipline	A Grade B Grade C Grade D Grade	64%-71% 16%-21% 10%-16% 0%
3	Punctuality	A Grade B Grade C Grade D Grade	67%-70% 21%-23% 10%-12% 0%
4	Curricular Activity	A Grade B Grade C Grade D Grade	68%-70% 17%-22% 10%-12% 0%
5	Coaching Classes	No Pressure at all	
6	Course Coverage	Approximately 90% Course Covered	

Faculty of Education

Total Sample

65



Faculty of Law

Feedback Result Session-2018-19

A Feedback was taken on sample of (N=350) students. All students of Law Faculty appreciated the working style of teachers. Any students are dissatisfied. On different dimensions grades are as follows.

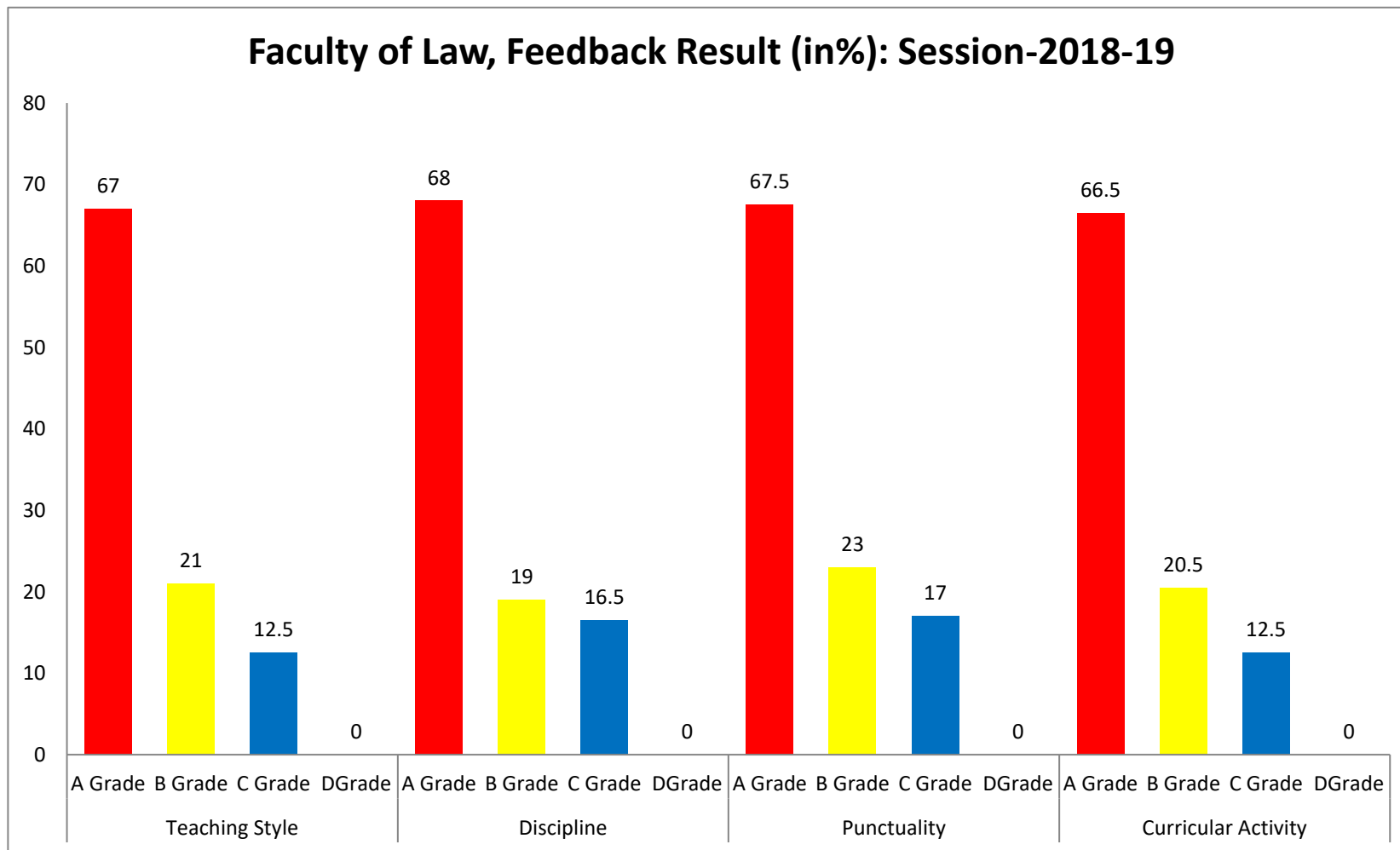
1	Teaching Style	A Grade B Grade C Grade DGrade	63%-71% 16%-26% 9%-16% 0%
2	Discipline	A Grade B Grade C Grade DGrade	64%-72% 14%-24% 15%-18% 0%
3	Punctuality	A Grade B Grade C Grade DGrade	64%-71% 19%-27% 16%-18% 0%
4	Curricular Activity	A Grade B Grade C Grade DGrade	62%-71% 18%-23% 10%-15% 0%
5	Coaching Classes	No Pressure at all	
6	Course Coverage	Approximately 90% Course Covered	

Faculty of Law

Total Sample

470

Kamla Nehru Institute of Physical Social Sciences, Sultanpur-228118



Feedback Result Session-2018-19

Office Report

Total Sample : 812

S. N.	Rating Point	A%	B%	C%	D%
		Excellent	Good	Satisfactory	Unsatisfactory
1	a	33	32	23	12
2	b	42	25	18	15
3	c	42	30	18	10
4	d	22	35	30	13
5	e	42	20	23	15
6	f	34	21	27	18
7	g	27	28	25	20
8	h	30	28	18	24
9	i	34	28	22	16
10	j	27	33	25	15
11	k	18	25	38	19
12	l	32	23	25	20

Kamla Nehru Institute of Physical Social Sciences, Sultanpur-228118

